

Addendum No.1, IFB 16-81



CITY OF SOMERVILLE, MASSACHUSETTS
Department of Purchasing
JOSEPH A. CURTATONE
MAYOR

To: Prospective Bidders IFB 16-81, Comprehensive Integrated Pest Control Program, Baiting and Management

From: Orazio DeLuca, MCPPO
Contract Manager

Date: May 4, 2016

Re: Questions & Answers

Addendum No. 1 to IFB 16-81

The City is issuing this addendum to IFB 16-81, Comprehensive Integrated Pest Control Program, Baiting and Management to answer the following questions:

1. On average how many catch basins/ sewer baitings are there each year? And do you provide the tool to open the sewer and do you provide a flagger/ city worker, when opening the sewers in busy roadways.

Answer: Approximately 350 each year. The City of Somerville Does NOT supply any tools or equipment. The City of Somerville Does NOT provide a flagger.

2. I am assuming Somerville owns the current stations that are set up at the parks, etc.? The only reason I ask is that if the current vendor was allowed to take them back then it would put them at a serious advantage over other vendors basically because if they win the stations are already down but if we win (or another vendor) and they poach them then we have to invest a lot of money to purchase and set up all the stations again. Generally, the stations are always owned by the entity (you, Somerville, since you already paid for them) so just want to make sure that is the case here

Somerville City Hall • 93 Highland Avenue • Somerville, Massachusetts 02143
(617) 625-6600, Ext. 3400 • TTY: (617) 666-0001 • Fax: (617) 625-1344

1



www.ci.somerville.ma.us

Addendum No.1, IFB 16-81

Answer: The stations belong to the City of Somerville.

3. How many stations are at each park or on average at each location?

Answer: The number of stations are based on the size of the park and the degree of problem. A smaller size park would average six and the larger parks/athletic fields can average fifteen stations.

4. Regarding the schools... just want to confirm the scheduling. How many times are we expected to treat the city locations and schools? Is it monthly? Is the pricing based on monthly? One time visit? Same for city buildings?

Answer: Monthly visits are expected with this service agreement. Some locations are listed as twice (2x) per month.

5. Who is the current vendor? What are the current contract rates (per Freedom of Information Act)?

Answer: Modern Pest Services is the current Vendor for the Pest Control Program. The prices for services are attached to this addendum.

****PLEASE BE SURE TO ACKNOWLEDGE THIS ADDENDUM ON BID PRICING PAGE****



V. Rule for Award

One contract will be awarded to the responsive and responsible bidder offering the lowest total contract price, and guaranteeing requested services.

VI. Bid Pricing Sheet

Please quote on the following items. Prices are to include delivery, the cost of fuel, the cost of labor and all other charges related to the products & services listed below. Prices are to remain the same for the entire contract period.

| | | | | |
|---|-----------------|-----------------|-----------------|--|
| A. Interior Locations | | | | |
| Annual Rates for Pest Control Management | | | | |
| City Building | 5/12/13-5/11/14 | Opt. Year 1 | Opt. Year 2 | |
| | | 5/12/14-5/11/15 | 5/12/15-5/11/16 | |
| Fire Stations | | | | |
| Highland Ave Station | \$408 | \$420 | \$431 | |
| Lowell Street Station | \$408 | \$420 | \$431 | |
| Public Safety Bldg. (trailer) | \$480 | \$494 | \$507 | |
| Reilly-Brickley Station | \$600 | \$618 | \$633 | |
| Teele Square Station | \$406 | \$418 | \$429 | |
| Engine # 3 255 Somerville Ave | \$408 | \$420 | \$431 | |
| Police | | \$0 | \$0 | |
| Public Safety Building | \$828 | \$853 | \$874 | |
| Libraries | | \$0 | \$0 | |
| Central Library | \$480 | \$494 | \$507 | |
| East Branch Library | \$408 | \$420 | \$431 | |
| West Branch Library | \$408 | \$420 | \$431 | |
| | | \$0 | \$0 | |
| Other Buildings | | \$0 | \$0 | |
| City Hall | \$552 | \$569 | \$583 | |
| City Hall Annex | \$480 | \$494 | \$507 | |
| Department of Public Works (including garages) (2 calls) | \$960 | \$989 | \$1,014 | |
| Dilboy Stadium: Concession Area, Locker Rooms, Storage Areas located under the stands | \$552 | \$569 | \$583 | |
| Veterans Memorial Ice Rink | \$720 | \$742 | \$760 | |
| Senior Center/ Youth Program | \$552 | \$569 | \$583 | |
| Recreation Department (Walnut Street/all floors) | \$552 | \$569 | \$583 | |
| Traffic & Parking | \$408 | \$420 | \$431 | |
| | | | | |
| | | | | |

| | | | | | |
|--|-----------------|-----------------|-----------------|--|--|
| City Building | 5/12/13-5/11/14 | Opt. Year 1 | Opt. Year 2 | | |
| | | 5/12/14-5/11/15 | 5/12/15-5/11/16 | | |
| Other Buildings | | | | | |
| Tufts Field House | \$408 | \$420 | \$431 | | |
| MAPS/SCAT Building | \$540 | \$556 | \$570 | | |
| DPW Water Dept. Bldg | \$540 | \$556 | \$570 | | |
| School Dept. Admin Bldg | \$456 | \$470 | \$481 | | |
| 42 Cross Street | \$660 | \$680 | \$697 | | |
| East Somerville Police Substation | \$408 | \$420 | \$431 | | |
| Annual Rates for Pest Control Management | | | | | |
| School Buildings | 5/12/13-5/11/14 | Opt. Year 1 | Opt. Year 2 | | |
| | | 5/12/14-5/11/15 | 5/12/15-5/11/16 | | |
| Brown School | \$480 | \$494 | \$507 | | |
| Capuano Early Ed. Center (2 Calls) | \$840 | \$865 | \$887 | | |
| Cummings School | \$480 | \$494 | \$507 | | |
| East Somerville Comm. School | \$480 | \$494 | \$507 | | |
| Edgerly Evaluation Center | \$672 | \$692 | \$709 | | |
| Healey School | \$672 | \$692 | \$709 | | |
| Kennedy School | \$672 | \$692 | \$709 | | |
| Argenziano School | \$672 | \$692 | \$709 | | |
| Somerville High School (2 calls) | \$960 | \$989 | \$1,014 | | |
| S.H.S. Cafeteria (2 calls) | \$1,776 | \$1,829 | \$1,875 | | |
| S.H.S. Culinary Arts (2 calls) | \$1,656 | \$1,706 | \$1,748 | | |
| West Somerville Neighborhood | \$552 | \$569 | \$583 | | |
| Winter Hill Comm. School | \$552 | \$569 | \$583 | | |
| Cost per Additional call: | \$72 | \$74 | \$76 | | |
| Total Section A- Interior Locations | \$23,086 | \$23,779 | \$24,373 | | |
| B. Pest Control | | | | | |
| Annual Rates for Pest Control Management | | | | | |
| Health Department | 5/12/13-5/11/14 | Opt. Year 1 | Opt. Year 2 | | |
| | | 5/12/14-5/11/15 | 5/12/15-5/11/16 | | |
| Inspection and Evaluation, per complaint | \$100 | \$103 | \$106 | | |
| Catch basins/Sewer baiting, per subsurface location | \$28 | \$29 | \$30 | | |
| Surface Baiting, per surface/location | \$49 | \$50 | \$52 | | |
| Total Section B- Pest Control | \$177 | \$182 | \$187 | | |
| All follow-up inspections, treatment and retrievals are to be provided at no additional cost. | | | | | |


| MAY 12, 2013 TO MAY 11, 2014 | | | |
|------------------------------|-----------------|-------------------|---------------------------|
| LOCATION | COST OF INITIAL | PER MONTH | ANNUAL RATES |
| | BAITING | FOLLOW-UP BAITING | FOR BAITING AND FOLLOW-UP |
| TRUM FIELD | \$60 | \$41 | \$511 |
| POWDER HOUSE | \$60 | \$41 | \$511 |
| SEVEN HILLS PARK | \$50 | \$38 | \$468 |
| LINEAR WAY | \$60 | \$41 | \$511 |
| WOODSTOCK | \$50 | \$38 | \$468 |
| VETERANS CEMETERY | \$60 | \$41 | \$511 |
| NORTH STREET | \$50 | \$38 | \$468 |
| HODGKINS PARK | \$60 | \$41 | \$511 |
| KENNEY PARK | \$50 | \$38 | \$468 |
| BIKE PATH | \$60 | \$41 | \$511 |
| LEXINGTON PARK | \$50 | \$38 | \$468 |
| ALBION STREET | \$50 | \$38 | \$468 |
| SOMERVILLE JUNCTION | \$50 | \$38 | \$468 |
| GRIMMONS PARK | \$50 | \$38 | \$468 |
| KELLY PARK | \$50 | \$38 | \$468 |
| DICKERMAN PARK | \$50 | \$38 | \$468 |
| BELMONT PARK | \$50 | \$38 | \$468 |
| HOYT-SULLIVAN | \$50 | \$38 | \$468 |
| MARSHALL STREET | \$50 | \$38 | \$468 |
| CENTRAL HILL | \$50 | \$38 | \$468 |
| QUINCY STREET | \$50 | \$38 | \$468 |
| NUNZIATO PARK | \$60 | \$41 | \$511 |
| OSGOOD PARK | \$50 | \$38 | \$468 |
| CONWAY PARK | \$60 | \$41 | \$511 |
| DURELL GARDEN | \$50 | \$38 | \$468 |
| Sub Total | \$1,330 | \$974 | \$12,044 |

| LOCATION | COST OF INITIAL BAITING | PER MONTH FOLLOW-UP BAITING | ANNUAL RATES FOR BAITING AND FOLLOW-UP |
|---------------------|----------------------------|--------------------------------|--|
| PALAMACHI PARK | \$50 | \$38 | \$468 |
| GILMAN SQUARE | \$50 | \$38 | \$468 |
| PERRY PARK | \$50 | \$38 | \$468 |
| LINCOLN PARK | \$60 | \$41 | \$511 |
| STONE PLACE | \$50 | \$38 | \$468 |
| WALNUT PARK | \$50 | \$38 | \$468 |
| PROSPECT HILL | \$50 | \$38 | \$468 |
| CORBETT PARK | \$50 | \$38 | \$468 |
| ED LEATHERS PARK | \$60 | \$41 | \$511 |
| PERKINS STREET | \$50 | \$38 | \$468 |
| FLORENCE PARK | \$50 | \$38 | \$468 |
| HARRIS PARK | \$50 | \$38 | \$468 |
| OTIS PARK | \$50 | \$38 | \$468 |
| 0 NEW WASHINGTON | \$50 | \$38 | \$468 |
| MILK GROVE CEMETERY | \$60 | \$41 | \$511 |
| TRUM TOT-LOT | \$50 | \$38 | \$468 |
| STATUE PARK | \$50 | \$35 | \$435 |
| NORTH STREET | \$50 | \$38 | \$468 |
| SACRAMENTO | \$50 | \$38 | \$468 |
| Sub Total | \$980 | \$728 | \$8,988 |
| Total | \$2,310 | \$1,702 | \$21,032 |

**locations may be added or deleted to this list during the contract period

Name of Company: MODERN PEST SERVICES

Submitted By: Scott Stevenson

Signature: 

Address: 128 B New Boston St, Woburn, Ma 01801


| MAY 12, 2014 TO MAY 11, 2015 | | | |
|------------------------------|-----------------|-------------------|-----------------|
| LOCATION | COST OF INITIAL | PER MONTH | ANNUAL RATES |
| | BAITING | FOLLOW-UP BAITING | FOR BAITING AND |
| | | | FOLLOW-UP |
| TRUM FIELD | \$61 | \$42 | \$523 |
| POWDER HOUSE | \$61 | \$42 | \$523 |
| SEVEN HILLS PARK | \$51 | \$39 | \$480 |
| LINEAR WAY | \$61 | \$42 | \$523 |
| WOODSTOCK | \$51 | \$39 | \$480 |
| VETERANS CEMETERY | \$61 | \$42 | \$523 |
| NORTH STREET | \$51 | \$39 | \$480 |
| HODGKINS PARK | \$61 | \$42 | \$523 |
| KENNEY PARK | \$51 | \$39 | \$480 |
| BIKE PATH | \$61 | \$42 | \$523 |
| LEXINGTON PARK | \$51 | \$39 | \$480 |
| ALBION STREET | \$51 | \$39 | \$480 |
| SOMERVILLE JUNCTION | \$51 | \$39 | \$480 |
| GRIMMONS PARK | \$51 | \$39 | \$480 |
| KELLY PARK | \$51 | \$39 | \$480 |
| DICKERMAN PARK | \$51 | \$39 | \$480 |
| BELMONT PARK | \$51 | \$39 | \$480 |
| HOYT-SULLIVAN | \$51 | \$39 | \$480 |
| MARSHALL STREET | \$51 | \$39 | \$480 |
| CENTRAL HILL | \$51 | \$39 | \$480 |
| QUINCY STREET | \$51 | \$39 | \$480 |
| NUNZIATO PARK | \$61 | \$42 | \$523 |
| OSGOOD PARK | \$51 | \$39 | \$480 |
| CONWAY PARK | \$61 | \$42 | \$523 |
| DURELL GARDEN | \$51 | \$39 | \$480 |
| Sub Total | \$1,357 | \$999 | \$12,346 |

| LOCATION | COST OF INITIAL BAITING | PER MONTH FOLLOW-UP BAITING | ANNUAL RATES FOR BAITING AND FOLLOW-UP |
|---------------------|----------------------------|--------------------------------|--|
| PALAMACHI PARK | \$51 | \$39 | \$480 |
| GILMAN SQUARE | \$51 | \$39 | \$480 |
| PERRY PARK | \$51 | \$39 | \$480 |
| LINCOLN PARK | \$61 | \$42 | \$523 |
| STONE PLACE | \$51 | \$39 | \$480 |
| WALNUT PARK | \$51 | \$39 | \$480 |
| PROSPECT HILL | \$51 | \$39 | \$480 |
| CORBETT PARK | \$51 | \$39 | \$480 |
| ED LEATHERS PARK | \$61 | \$42 | \$523 |
| PERKINS STREET | \$51 | \$39 | \$480 |
| FLORENCE PARK | \$51 | \$39 | \$480 |
| HARRIS PARK | \$51 | \$39 | \$480 |
| OTIS PARK | \$51 | \$39 | \$480 |
| 0 NEW WASHINGTON | \$51 | \$39 | \$480 |
| MILK GROVE CEMETERY | \$61 | \$42 | \$523 |
| TRUM TOT-LOT | \$51 | \$39 | \$480 |
| STATUE PARK | \$51 | \$36 | \$447 |
| NORTH STREET | \$51 | \$39 | \$480 |
| SACRAMENTO | \$51 | \$39 | \$480 |
| Sub Total | \$1,000 | \$747 | \$9,217 |
| Total | \$2,356 | \$1,746 | \$21,562 |

**locations may be added or deleted to this list during the contract period

Name of Company: _____

Submitted By: Scott Stevenson

Signature: 

Address: 128 B New Boston St. Woburn. Ma 01801

| MAY 12, 2015 TO MAY 11, 2016 | | | |
|------------------------------|-----------------|-------------------|---------------------------|
| LOCATION | COST OF INITIAL | PER MONTH | ANNUAL RATES |
| | BAITING | FOLLOW-UP BAITING | FOR BAITING AND FOLLOW-UP |
| TRUM FIELD | \$62 | \$43 | \$535 |
| POWDER HOUSE | \$62 | \$43 | \$535 |
| SEVEN HILLS PARK | \$52 | \$40 | \$492 |
| LINEAR WAY | \$62 | \$43 | \$535 |
| WOODSTOCK | \$52 | \$40 | \$492 |
| VETERANS CEMETERY | \$62 | \$43 | \$535 |
| NORTH STREET | \$52 | \$40 | \$492 |
| HODGKINS PARK | \$62 | \$43 | \$535 |
| KENNEY PARK | \$52 | \$40 | \$492 |
| BIKE PATH | \$62 | \$43 | \$535 |
| LEXINGTON PARK | \$52 | \$40 | \$492 |
| ALBION STREET | \$52 | \$40 | \$492 |
| SOMERVILLE JUNCTION | \$52 | \$40 | \$492 |
| GRIMMONS PARK | \$52 | \$40 | \$492 |
| KELLY PARK | \$52 | \$40 | \$492 |
| DICKERMAN PARK | \$52 | \$40 | \$492 |
| BELMONT PARK | \$52 | \$40 | \$492 |
| HOYT-SULLIVAN | \$52 | \$40 | \$492 |
| MARSHALL STREET | \$52 | \$40 | \$492 |
| CENTRAL HILL | \$52 | \$40 | \$492 |
| QUINCY STREET | \$52 | \$40 | \$492 |
| NUNZIATO PARK | \$62 | \$43 | \$535 |
| OSGOOD PARK | \$52 | \$40 | \$492 |
| CONWAY PARK | \$62 | \$43 | \$535 |
| DURELL GARDEN | \$52 | \$40 | \$492 |
| Sub Total | \$1,382 | \$1,024 | \$12,646 |

| LOCATION | COST OF INITIAL BAITING | PER MONTH FOLLOW-UP BAITING | ANNUAL RATES FOR BAITING AND FOLLOW-UP |
|---------------------|----------------------------|--------------------------------|--|
| PALAMACHI PARK | \$52 | \$40 | \$492 |
| GILMAN SQUARE | \$52 | \$40 | \$492 |
| PERRY PARK | \$52 | \$40 | \$492 |
| LINCOLN PARK | \$62 | \$43 | \$535 |
| STONE PLACE | \$52 | \$40 | \$492 |
| WALNUT PARK | \$52 | \$40 | \$492 |
| PROSPECT HILL | \$52 | \$40 | \$492 |
| CORBETT PARK | \$52 | \$40 | \$492 |
| ED LEATHERS PARK | \$62 | \$43 | \$535 |
| PERKINS STREET | \$52 | \$40 | \$492 |
| FLORENCE PARK | \$52 | \$40 | \$492 |
| HARRIS PARK | \$52 | \$40 | \$492 |
| OTIS PARK | \$52 | \$40 | \$492 |
| 0 NEW WASHINGTON | \$52 | \$40 | \$492 |
| MILK GROVE CEMETERY | \$62 | \$43 | \$535 |
| TRUM TOT-LOT | \$52 | \$40 | \$492 |
| STATUE PARK | \$52 | \$36 | \$448 |
| NORTH STREET | \$52 | \$40 | \$492 |
| SACRAMENTO | \$52 | \$40 | \$492 |
| Sub Total | \$1,019 | \$765 | \$9,434 |
| Total | \$2,401 | \$1,789 | \$22,080 |

**locations may be added or deleted to this list during the contract period

Name of Company: MODERN PEST SERVICES

Submitted By: Scott Stevenson

Signature: 

Address: 128B New Boston St. Woburn, MA 01801

| | | | |
|--------------------------------------|--------------------|----------|----------|
| Total Section A- Interior Locations: | \$23,086 | \$23,779 | \$24,373 |
| Total Section B-Pest Control | \$177.00 | \$182.00 | \$187.00 |
| Total Section C- Exterior Locations | 21,032 \$21,032 | \$21,594 | \$22,081 |
| Total Contract Price: | \$44,295 | \$45,555 | \$46,641 |

| Annual Rates for Pest Control Management | | | |
|--|-------------------|---------------------------------|---------------------------------|
| Health Department | 5/12/13 – 5/11/14 | Opt. Year 1 5/12/14- 5/11/15 | Opt. Year 2 5/12/15- 5/11/16 |
| Services will be billed on an hourly rate, with an hour minimum per service. | \$110 - per hour | \$115.00 per hour | \$120.00 per hour |


| Materials and Supplies which the City may choose to purchase from the vendor will be invoiced as follows, please choose one: | | |
|--|--------------------------------------|--|
| A. | List Price + _____ % = Net Price | |
| B. <input checked="" type="checkbox"/> | List Price - 10% _____ % = Net Price | |

To eliminate and prevent rodent infestation, the vendor will inspect and treat private property within the City of Somerville as requested by the Somerville Health Department. Service will include inspection and identification of rodent infestation on the exterior areas of the residence's property. All aspects of the rodent management program will be in strict accordance with EPA and State guidelines.

continued on next page-

Contract Award:

The contract will be awarded to the lowest responsive and responsible vendor offering the best contract price.

Signature: 

Name and Title: Scott Stevenson Co Pres + COO

Company: MODERN PEST SERVICES

Telephone # 800-226-2267 Fax #: 781-933-9080

Date: _____

ADDENDA #1  #2 _____ #3 _____ #4 _____ ACKNOWLEDGED

Failure to acknowledge receipt of addenda may result in your bid being rejected.